



 **SHADES BY MATISS**

Drapery Tracks

Tier 1:

NeoTrak Line – Entry-Level Drapery Track
Product Overview

NeoTrak offers a sleek, entry-level solution for everyday drapery needs. Designed for residential spaces, this line combines affordability with style and upgrade potential.

Product Options

NeoTrak Manual: Available in Ripplefold or Pleated styles.

NeoTrak Pulse: Battery-powered upgrade.

NeoTrak Pulse AC: Line voltage-powered motorized version.



Tier 2:

Kirsch Architrac® Series – Heavy-Duty Commercial
Product Overview

The Kirsch Architrac® line is engineered for durability and commercial strength. Trusted by professionals in hospitality, healthcare, and office settings.




Tier 3:

Somfy Glydea® ULTRA – Luxury Motorized System
Product Overview

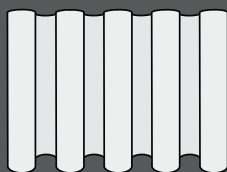
Glydea® ULTRA from Somfy is a state-of-the-art motorized drapery track system. It is ultra-quiet, ultra-powerful, and fully smart-home compatible.



Pleated



Ripplefold







Product Options

NeoTrak Manual: Available in Ripplefold or Pleated styles.

NeoTrak Pulse: Battery-powered upgrade.

NeoTrak Pulse AC: Line voltage-powered motorized version.

Smart Integration

Voice assistant ready: Alexa and Google, Apple Home

Smart home integration for advanced automation



Controllers



Pulse 2 HUB



Push 5 remotes



Wall Switch

Power Options



Battery Module



AC Modules

Charging Options



Solar panel



5V charger

Key Benefits

Easy installation and operation.

Handles drapery up to 88Lb

Designed for modern homes with upgrade flexibility.

Offers a clean, contemporary look with Ripplefold or the traditional charm of Pleated styles.

Track can be folded for reduced shipping costs.

Track can be bent for custom installations.

Smart home integration available (Pulse AC).

Offered in white color only.

Ideal For

Residential interiors

Smart Home capabilities

Value-focused window treatment installations

NeoTrak Series

Works With:
Home Automation Systems

AMX, Brilliant, Clare
Controls, Control4,
Crestron, Elan, HomeSeer, Lutron,
Savant, RTI, URC

Featured Tracks

Series 94001:

Cord or Baton draw
Ripplefold or Pleated headers
Heavy-duty ball bearing carriers

Series 94003:

Baton draw only
Ripplefold or Pleated
Suitable for curved and straight installations

Key Benefits

Handles heavy draperies up to 4 lbs/ft
Custom lengths, curved options
Smooth traversing with ball bearing technology
Offered in white, black available upon special request

Ideal For

Hotels, healthcare, large residential projects
Complex window configurations

Kirsch Architrac® Series

RTS and Zigbee



Smart Integration

Compatible with RTS, Dry Contact, Wired Tech
Voice assistant ready: Alexa and Google, Apple Home
Integrates with building management systems
Smart home integration for advanced automation
Offered in white color only.

Key Benefits

Ultra quiet
Power: Supports up to 132 lbs (60kg)
Speed: 4.9 in./s - 7.86 in./s
Track lengths up to 36 ft
Works with Ripplefold, Pinch Pleat

Works With: Home Automation Systems

Alarm.com, Brilliant, Crestron,
Control4, Elan, Josh, Philips Hue,
RTI, Savant, SmartThings, URC

Ideal For

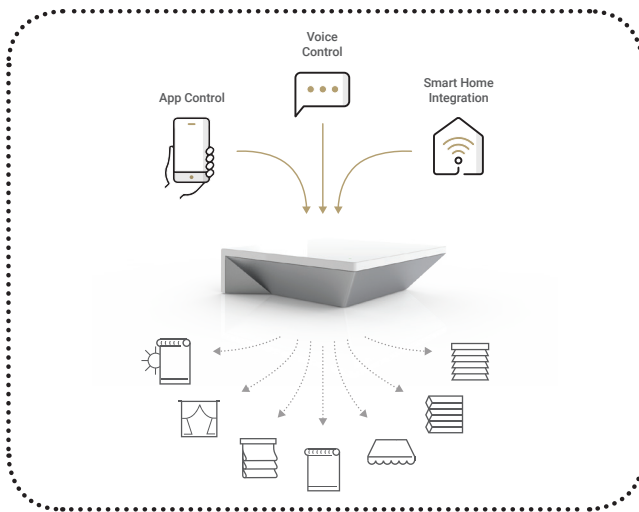
Upscale residential
Executive suites and showrooms
Smart automation enthusiasts

Somfy Glydea®

Somfy Motorization Eco Systems



Neo Trak Motorization Eco Systems



Product Line Comparison Chart

Feature	NeoTrak	Kirsch Architrac	Somfy Glydea
Operation Type	Manual / Battery / AC	Manual (Cord / Baton)	Battery/ AC
Header Compatibility	Ripplefold, Pleated	Ripplefold, Pleated	Ripplefold, Pleated
Max Load Capacity	Light Duty	Up to 4 lbs/ft	Up to 132 lbs (60kg)
Smart Features	Pulse 2/ Smart Integration	N/A	Tahoma Switch Full Smart Integration
Application Type	Residential/Hospitality	Residential/Commercial/Contract	Luxury Residential / Commercial
Specialty Track Options	Foldable, Bent	Curved, Bent, Wide Widths	Smart, Curved, Ultra-Quiet
Color Availability	White	White In Stock Black upon special request	White

OUR LOCATIONS

NEW YORK HEADQUARTERS

1148 US 22
Mountainside, NJ 07092

CHICAGO OFFICE

2101 S. Carpenter Street
Chicago, IL 60608

CALIFORNIA OFFICE

21636 Marilla Street
Chatsworth, CA 91311

PARTNER WITH CONFIDENCE

Shades by Matiss delivers a complete range of customizable, motorized, and manual shading systems that are designed for luxury, performance, and sustainability. Whether you're looking for high-tech, eco-conscious, or premium architectural solutions, we provide the ultimate in versatility, durability, and aesthetic appeal.

With over 25 years of expertise, we're more than just a supplier—we are your trusted partner, committed to supporting your business and driving project success.

To join our network, apply to become a dealer today.



www.shadesbymatiss.com
info@shadesbymatiss.com | 1-800-493-2040