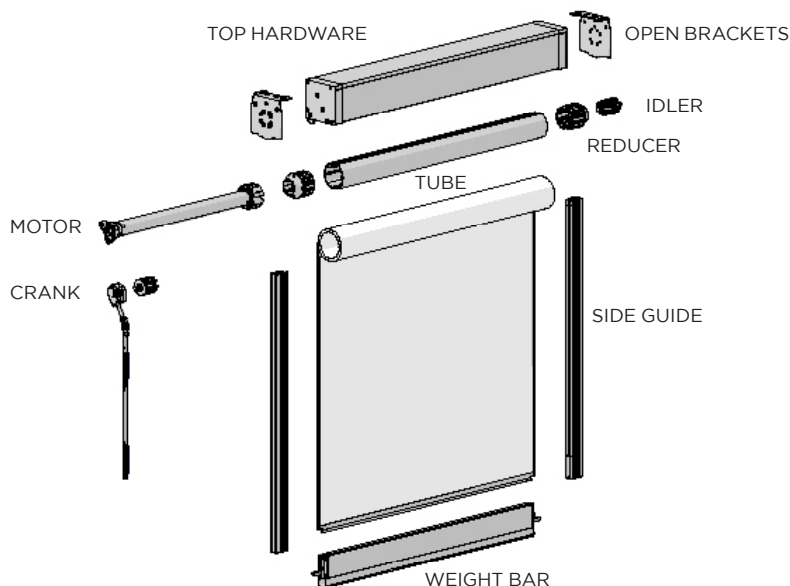


FEATURES & BENEFITS

- Ideal solution for enclosing Pergolas, Al Fresco & outdoor entertaining areas offering privacy and protection from the sun, wind, rain and insects in a clean, architectural look.
- Custom designed system can be made in widths of up to 7 metres (22.9ft) or drops up to 5 metres (16.4ft), offering you an external solution to fit almost any area.
- Wide range of standard colours.
- Streamlined-design offering multiple control options provides ease of assembly and installation in exterior applications.
- Motorized versions are provided with impact detection functionality and can be paired with our Sun & Wind sensor to provide an intelligent and reliable outdoor shading system.
- Single-piece F56 & F72 weight bars provide ultimate rigidity & outstanding performance over large openings.

COLOUR RANGE

- black
- pure white
- classic cream
- paperbark
- woodland grey
- monument
- bronze



HARDWARE

OPEN BRACKETS

- SQUARE
- EXTREME

BOX

- BOX 120
- BOX 160
- BOX 190

CONTROLS

- MOTOR
- CRANK

TUBES

- 78mm
- 110/130/160mm

WEIGHT BARS

- F72
- F56

KEY SYSTEM FEATURES

PREMIUM CONTROL OPTIONS



Motorized Controls


Powered by Automate™, ZipScreen shades can be remote-controlled or integrated into home automation platforms to provide the ultimate outdoor living experience.




Manual Controls

Crank controls are perfect for areas with high ceilings.

THE ZIPSCREEN DIFFERENCE

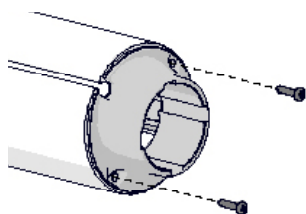


Hidden side retention system keeps the fabric secure in channels.

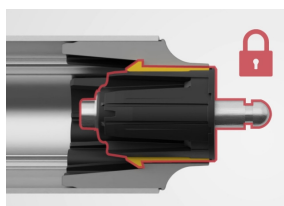


Adjustable side channels enable easy installation in out-of-square openings, up to 20mm (3/4") per side

SECURE ASSEMBLY & INSTALLATION




Reducer screws into tube for secure, reliable connection.



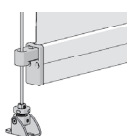
Snap-lock features provide secure connection and fast assembly.

CLEAN, SMOOTH LOOK WITH ULTRA-LOCK

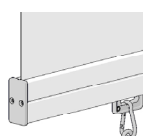


Exclusive to the ZipScreen system, the patented Ultra-Lock hidden locking mechanism integrates into the side channels. Durable, reliable and completely unobtrusive, Ultra-Lock secures and tensions the shade for a smooth, taut fabric finish.


SYSTEM OPTIONS



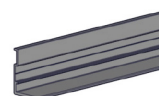
WIRE GUIDE




STRAIGHT DROP



OPEN BRACKETS



L-Fixing Rail (Box 120)
(Outside Mount)



L-Fixing Rail for Box 160/190
(Outside Mount)

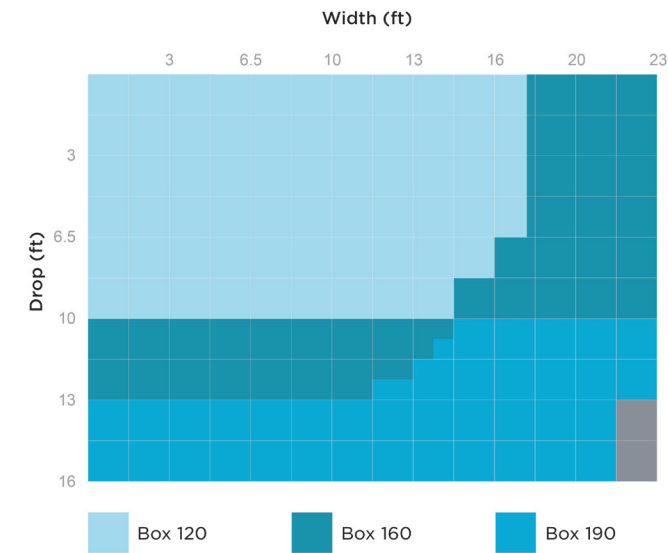
MINIMUM WIDTH

MOTOR	CRANK	500mm [19-11/16"]
	15 Nm (AU)	770mm [30-5/16"]
	15 Nm (US)	805mm [31-11/16"]
	10 Nm (US)	905mm [35-5/8"]

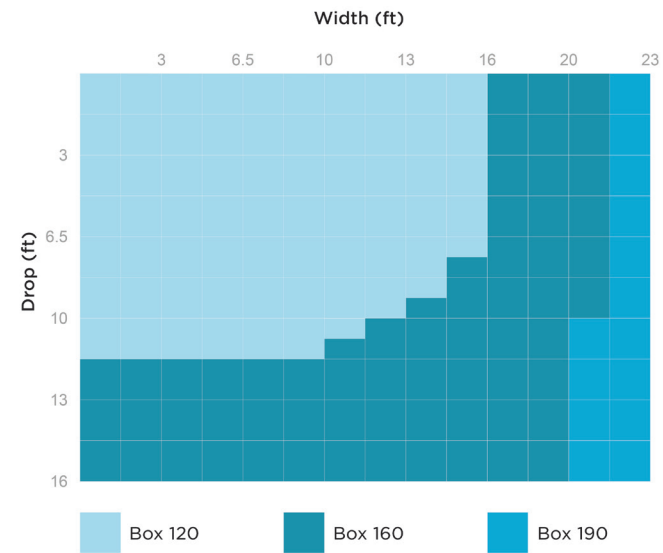
MAX ROLL

BOX 120	Ø110mm [4-5/16"]
BOX 160	Ø136mm [5-3/8"]
BOX 190	Ø156mm [6-1/8"]
OPEN SQUARE	Ø130mm [5-1/8"]
OPEN EXTREME	Ø170mm [6-11/16"]

SYSTEM CAPACITY | ZIPSCREEN





















SYSTEM CAPACITY | WIRE GUIDE & STRAIGHT DROP



TECHNICAL DATA

SYSTEM	TOP HARDWARE				TUBES				CONTROLS		W.BARS	
	BOX 120	BOX 160	BOX 190	OPEN	78MM	110MM	130MM	160MM	CRANK	MOTOR	F56	F72
ZIPSCREEN	✓	✓	✓	✓	✓	✓	✓		✓	✓	✓	✓
WIRE GUIDE	✓	✓	✓	✓	✓	✓	✓	✓	✓	✓	✓	✓
STRAIGHT DROP	✓	✓	✓	✓	✓	✓	✓	✓	✓	✓	✓	✓

BRACKETS								CONTROLS		BALLAST	
Box 120	Box 160	Box 190	Open					Crank	Motor	F56	F72
											

TUBES				WIRE GUIDE				WEIGHT BARS		LOCKS		
78mm STD	78mm HD	S100 110mm	S100 130mm	Wire		3.2mm Bracket	4mm Bracket		F56	F72	Ultra-Lock	Bolt Lock
				3.2mm	4mm	Universal Bracket 	Floor Mount 	Face Fix 